




# KidsPak <sup>2004-2005</sup>

## Projects for Small & Tall

Helping the church grow  
in stewardship and mission.



Your support of *KidsPak* projects will make a difference in the lives of children at home, across the street and around the world.



Advent Project 1  
Advent  
Travel Tax

**Thailand**



Project 2  
Ears that Hear  
and Learn

**China**



Lent Project 3  
Toast, Bannock  
and Jam

**Native Ministries**



Project 4  
Faith & Friends at  
the Waterfront

**Ukraine**

### Route to:

- Children's Church Leaders
- Church Retreat Planners
- Club Leaders
- Intergenerational Small-group leaders
- Sunday School coordinators



## Faith and Friends at the Waterfront

*Ukraine KidsPak project*

### Project Summary:

What is life like for kids in a Ukrainian town like Mis (pronounced "Meece"), a town on the outskirts of Kherson? Youth form about 25% of the population, but there are few jobs for them in Ukraine's collapsing economy. The community centre and clubs of the Soviet era are gone so they lack recreational facilities or other places where they can play and visit with friends. Some are attracted to the activities for children and youth at the new Mennonite church in town pastored by Cliff and Natasha Dueck.

Cliff Dueck arrived in Ukraine as a single student in 1998. Natasha and Cliff met at the Tavriski Bible Institute in Kherson. They married and now lead a new congregation in Mis, on the northeast edge of the city. Mis was the site of a Machine Inspection Station for a huge collective farm (hence its name).

Cliff, Natasha and their infant daughter live on the top floor of their building beside the main highway. The congregation worships on the main floor. The basement has classrooms and an office. During the week children and youth come to the church for clubs, Bible studies and choir practices and just to visit.

### What your gift can do!

- \$22.00 will support one day camp participant
- \$25.00 will pay the bus costs for one Sea of Asov summer camp participant
- \$60.00 will feed the campers as they ride on the bus
- \$100.00 will support one Sea of Asov summer camper.



Cliff, Natasha and Margarita Mary Dueck

One of the favourite activities for everyone is the summer camp at the Sea of Azov. Since the camp itself is a fair distance away, they rent a bus to take them there. In the morning, the children come with their parents who see them off on the bus. As is the habit of Christians in Ukraine, they say a prayer for safety on the road before driving off.



Cliff (2nd from left) and campers enjoying camp.

singing, Bible lessons every morning and chapel time every evening. Every game, every activity, absolutely everything is started with a prayer asking for safety and God's blessing.

In 2003 the camp was held together with a church in Melitopol. They also conducted a day camp for younger children. A total of 55

The ten days at the seaside camp are filled with swimming, sports, crafts, and of course

children ages from 5 to 17 participated in the two camps.

## Story: Making a difference

(Connect with the lives of children in Ukraine by sharing this story with your children before or after you do some of these fun activities.)

*When the children and youth return from summer Camp at the Sea of Asov, they keep talking about the great times they had playing baseball, archery, or jumping on the trampoline with the volunteers from the Mennonite Churches in Mis and Melitopol. Sports activities like this are not available as part of an intramural sports program in their school or at a local community club. Because of this, many children and young people without a Christian faith or family want to come to our summer camp. Our Camp closes with an outdoor concert. Many children sing songs, act out skits, or perform choreographed numbers. The evening of fun ends with a grand display of fire works.*

*Anna was one of our campers a few years ago. The fun and friendship of camp helped her learn more about what life could be like when God's love and fairness expresses itself through caring relationships.*

*She also experienced God's love and truth as she heard the wonderful stories and teachings from the Bible for the first time and happily received Christ as her Savior during Bible camp. We kept in touch after we returned from camp. Anna and some of her camp friends visited us in our church. They attended Bible study groups and Sunday school. One year later, she*

*was baptized and became a church member. Some youth, like Anna, are growing in their faith; others are struggling with the difficulties of making sense of life and faith. We are happy that we can offer them a safe and loving place to ask and sort through those hard questions.*



A slamming good time!

*Last year after Bible camp, we started two or three new Bible study groups for teenagers. Youth who had stopped coming to Sunday school returned and are now again enjoying Bible stories and are growing in their understanding of God. The faith of a few has grown to the level that they have committed their lives to following Jesus. Without the annual Bible camp, it is unlikely that Sunday school alone would keep them interested. Without the Sunday school to follow up, the message of the Bible camps would be lost too quickly.*

## Crafts & Activities:

### Noah's Ark Mobile

The craft-loving boys and youth at last year's summer camp enjoyed working carefully and creatively at decorative illustrations of Noah's Ark. One of these now helps to decorate the Mennonite Church in Mis. Perhaps your club group would like to make one for your Sunday school or church nursery. You may want to sell them to families with infants and raise money for this ministry in that way. If you make these Ark mobiles, send digital pictures of your creations back to Cliff and Natasha so they can show them to their camp and club participants. [dueck@hs.ukrtel.net](mailto:dueck@hs.ukrtel.net)

#### Materials:

- ¼ in plywood. (about 30cm x 60 cm per mobile) or poster board sheets cut into 8.5x11 " paper. These sheets can be fed through a photocopier.
- 1 jigsaw per participant (or scissors)
- 1 copy of Noah's Ark Pattern template per participant
- Sand paper
- Non toxic paints (or crayons, pencil crayons)
- Paint brushes
- Non toxic verathane (optional for a finishing gloss)
- Rags & paper to cover and clean your work surface
- metal rings



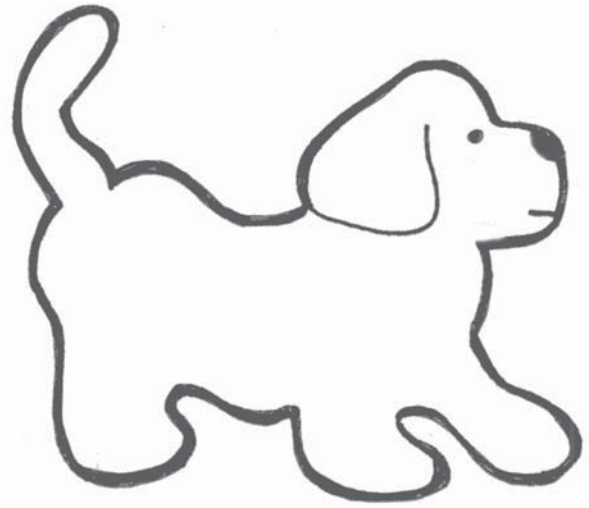
Begin this activity with a Ukrainian style prayer of thanks and asking for God's protection, guidance and blessing as you work with this project.

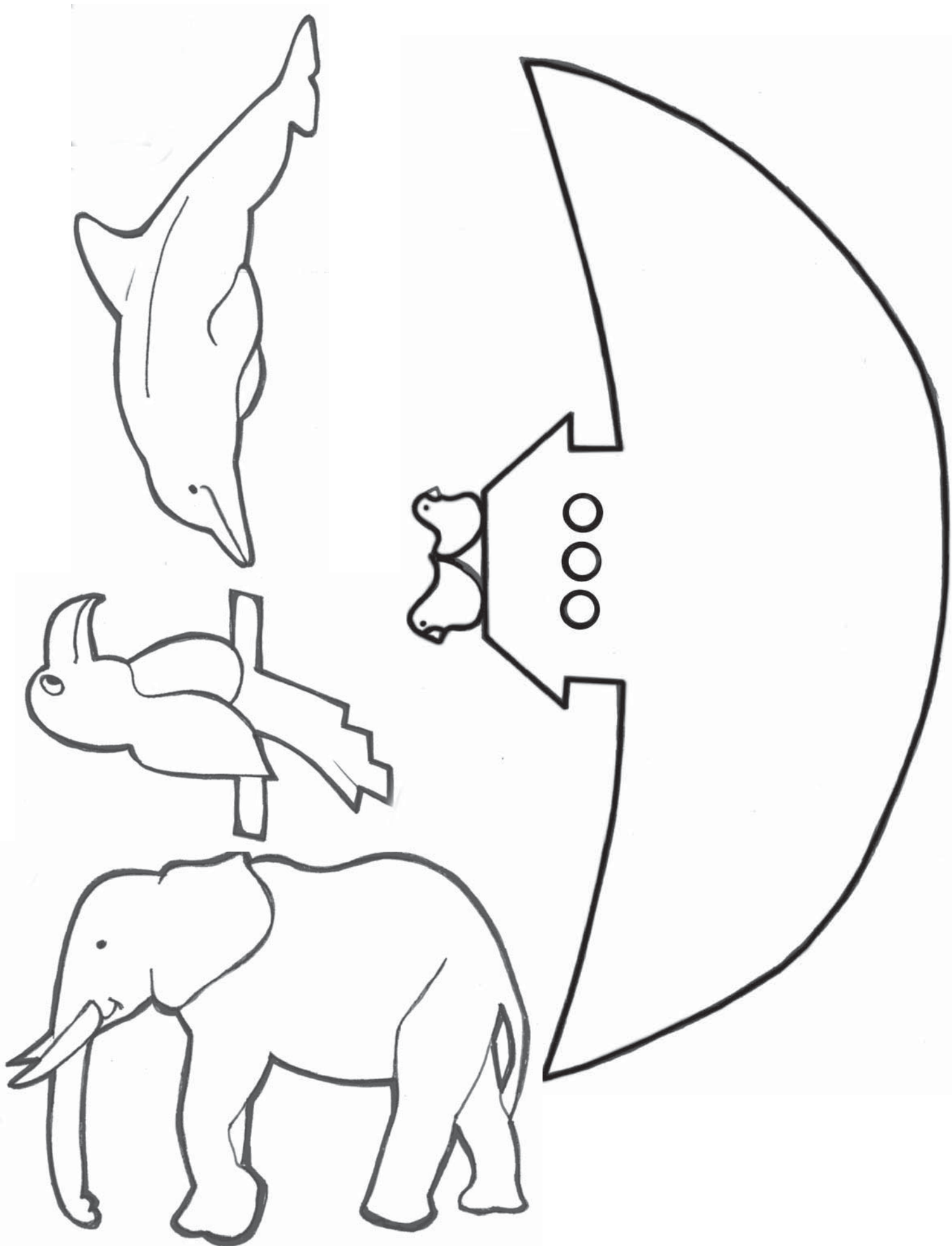
Cut out each item in the mobile.

Enlarge the designs on a photocopier to the size you desire. (Their rainbow was 30 cm wide. The Ark was 20cm wide and 15 cm high. The animals were about 5 cm wide.)

After sawing and sanding the edges of each piece, carefully and creatively paint the pieces. After they are thoroughly dry, drill holes as indicated on the pattern and tie them together into a mobile with fish line. Add an appropriate length of fishline and a small metal ring to the top for easy hanging purposes.

Finish the activity with another Ukrainian style prayer, dedicating the mobiles to sharing the good news of God's loving covenant.





## **Noodles with Milk**

This favourite is part of a long tradition. It was a favourite of the *KidsPak* editor's in-laws who grew up in Ukraine in the 1920's and 30's. It was the only meal her father-in-law could cook.

Ingredients:

1 cup noodles, 3 cups milk, sugar, salt, butter

Boil noodles, spaghetti, or alphabet noodles with milk in a heavy saucepan until done. Stir constantly to prevent burning or cook it in the microwave, stirring every 2 minutes. Serve hot as a thick sweet soup with sugar. Add salt and butter to taste and eat with crusty bread. Ukrainians like to add a good helping of butter to each bowl for extra flavour.

### ***Skits:***

Camp at the Sea of Asov finishes off with a talent night that includes many skits. Have a talent night of your own at clubs or at your next church retreat and plan one according to this scenario.

Pretend you and your friends are living in Mis. You are bored because there are no sport facilities where you can play. One friend tells you about the activities that are going on in the little new Mennonite church in town, so you decide to try it. What happens to you and your friends as you interact with the fun, the people and experience God's love in their activities for children and youth?

### ***Note:***

For more activities and projects that help the church grow generous hearts in their children while they engage in stewardship and mission see [www.mennonitechurch.ca/resources/kidspak](http://www.mennonitechurch.ca/resources/kidspak).

## ***Outdoor fun, Ukrainian style:***

Next time you are at the beach with a group, try out this favorite of the youth from Mis.

## **King of the Mountain**

Use a huge inner tube from a tractor.

### **What do you do?**

About 5 to 15 people surround the tube with the main goal of getting up on the tube.

If you make it up onto the tube, stand up on both feet, raise your hands and scream "I am the king of the mountain".

The other goal of this game is to make sure that no one else gets onto the tube.

### **What happens?**

The tube flips upside down, right side up, over and over and over. Occasionally somebody gets on top, just to be thrown back down into the water.

### **How can you make it onto the tube?**

The strategy that works best for Cliff Dueck is to swim under water. Once the tube flips over, get into the center of the tube. Then, with a huge burst of strength propel yourself up and stand up on the tube.

### **Who wins at this game?**

Those who are in shape, are determined and strong. This is not a game not for the weak.

Those who co-operate and secretly help each other have a turn to win.

## **More Activities:**

1. **Write** a short story. If you were in charge of a kingdom, a country or the world, what kind of decision maker would you be? Extend this idea to “if God was in charge of me...”
2. **Play** games like “Follow the leader”, “Simon says”, and skits on being the boss.
3. **Play** games where kids line up for something special (e.g. a treat), but start with the last one in line or play regular games, but switch rules for winning!
4. **Play** a chase-the-tail game, where you join hands and make a line where the first person tries to tag the last one.
5. **Discuss** what God wants...when people are hungry/sad/made fun of?
6. **Create** a mural that shows how God wants the world to be. Clues for this can be found in Genesis 12, Ephesians 2:11-22,

Isaiah 2:2-4, 25:6-8, 65: 17-25 or in “*Mission-Focused Congregations – A Bible Study*” available from Faith and Life Resources, 1 800 743-2484 or 1 800 245-7984. Then write new verses for the song, that are based on what you found in your Bible search.

7. **Plant** seeds and watch them grow. While you wait, make a “kindness tree” on which you show signs of God at work among us.
8. **Tell stories** about the small things some people have done that have had a big impact (example: Cliff Dueck going to study Russian). Brainstorm about what God could do with our efforts.
9. **Read** or sing Scripture texts about all creation singing, trees of the field clapping hands, etc.: HWB #427 is a great place to start.
10. **Draw** pictures or develop a pantomime of every living thing praising God.