



# KidsPak<sup>2003-2004</sup>

## *An Annual Sunday School Kit to Help Children Foster a Sense of Stewardship and Mission*

Project 1

### *God's News is Good News!*

Sharing the Good  
News of Jesus



Photo: John Pankraz

Project 2

### *Families: Like Stars in the Heavens*

An AIDS Ministry



Photo: Ray Dicks



Photo: Ray Dicks

**KidsPak** is an annual Sunday School Kit to help children in Mennonite Church Canada foster a sense of stewardship and mission. It is jointly produced by Mennonite Church Canada Formation and Witness.

**Editor:** Elsie Rempel

**Assistant:** Lois Bergen

**Front Cover Photos:** Ray Dirks, John Pankratz

**Design & layout:** Lynette Wiebe

June 2003

Printed at Christian Press, Winnipeg, Manitoba



600 Shaftesbury Blvd  
Winnipeg MB R3P 0M4  
T: 204-888-6781  
F: 204-831-5675  
Toll free: 1-866-888-6785  
E: [office@mennonitechurch.ca](mailto:office@mennonitechurch.ca)  
W: [www.mennonitechurch.ca](http://www.mennonitechurch.ca)

# Contents

## **God's News is Good News! ..... 4**

Sharing the Good News of Jesus

## **Families: Like Stars in the Heavens ..... 10**

An AIDS Ministry

### **A NOTE FOR SUNDAY SCHOOL TEACHERS AND COORDINATORS:**

Please use *KidsPak* projects with children at your church. As you engage your children in these activities, my hope is that they develop a greater sense of Christian stewardship, and a greater awareness of the activities of the broader church.

KidsPak is on our web site! Visit [www.mennonitechurch.ca/resources/kidspak](http://www.mennonitechurch.ca/resources/kidspak)

This resource was prepared for use in your Sunday school or worship time. We hope that the projects are engaging, inspire a sense of mission, and increase the joy of giving. All monies raised are carefully tracked and used as outlined. Donations will help meet staff costs, and will purchase resources for these life-changing ministries. Have fun!

Thank you for participating in ministries of healing and hope through our common work in Mennonite Church Canada.

When it comes time to forward the collections to Mennonite Church Canada, please copy the *contribution form* on the back inside cover of this booklet. (Contribution forms are also available on the web site [www.mennonitechurch.ca/resources/kidspak/contribution form](http://www.mennonitechurch.ca/resources/kidspak/contribution_form).)

Please call me if you have any questions.

Sincerely,

Al Rempel, Director, Resource Development, Mennonite Church Canada

Toll free: 1-866-888-6785

# KidsPak



Mennonite  
Church  
Canada

A SUNDAY SCHOOL KIT TO HELP CHILDREN FOSTER A SENSE OF STEWARDSHIP & MISSION

## God's News is Good News!

### *Sharing the Good News of Jesus*

Cross Lake is a Cree and Metis community located 8 hours north of Winnipeg, Manitoba. Over the years, God has been working in and through the Cross Lake Mennonite Church in a very special way to offer the hope, healing and peace of Jesus Christ. The journey of this small church can be best understood as a story. In this story, men, women and children have come to experience new life and fulfillment as they themselves have begun to understand what it means to have a personal relationship with God.


**Sam Ross and Lorna McIvor Ross** (husband and wife) are the current pastoral team in Cross Lake. Through their commitment to serve and lead in the Cross Lake Mennonite Church, they have entered into God's story, history and activity within the community. One of the main ways in which they participate in God's work is by sharing the story of Jesus to the children of Cross Lake. Each Sunday, 20-40 children gather at the church to hear and learn about God's love and how Jesus came to show that love to them through His teaching and actions.

Over the years, Mennonite Church Canada Native Ministry has committed itself to participating in the story of Cross Lake as well as other Native communities, such as Manigotagan, Pauingassi, Matheson Island, Riverton, (in Manitoba) and Lhoosk'uz Lake (BC), and Siksika First Nations (Alberta). The good

news of Jesus is central to the healing and hope that God has already brought to so many people in these communities and Native Ministry would like to continue to participate in the telling of God's story. Part of what will make this possible is if you and

your church would consider supporting the development and distribution of Sunday school resources or the purchase of Craft Packs.

Currently, there are few Sunday school resources that are aimed at communicating the good news of Jesus to Native children from a peace church perspective. The hope of Native Ministry is to gather and develop ideas that would be more effective in telling the story of Jesus. It is about meeting Native children where they are, so that the story of Jesus will impact them in a meaningful and life-changing way.



**Sam & Lorna Ross**  
Cross Lake, Manitoba

Craft Packs are another way in which communities such as Cross Lake can be helped. For many of the Native churches that associate with the Native Ministry program, providing relevant and creative activities for children in their communities is a challenge simply because they lack the finances to purchase basic craft materials on a consistent basis. Your support in this area will mean that Native children will have the materials they need to participate in fun, Christ-centered activities.

## PROJECT SUMMARY

Help share the good news of Jesus with children in Native communities!

Walter Franz and Donovan Jacobs work together in Mennonite Church Canada's Native Ministry program.

Their hope and dream is to build relationships and share support, between Native and non-Native peoples. As our relationships to God and each other deepen, we will understand more fully what Jesus meant when he said "love one another."


Key to this understanding is that the good news of Jesus is for everyone. As we live by this knowledge we enter into relationships where we have much to offer each other as members of God's church.

Your donations will help Native Ministries tell and live out the Good news of God among Native children.

## PROJECTS:

### *Did you know?*

- 50 toonies will help provide the development and distribution of **Sunday School resources** for associate Native churches.
- 75 toonies will help provide paper, scissors, crayons, markers and glue to be placed in **Craft Packs** and shipped to Sunday Schools in need.



## CHILDREN'S STORY:

### *Paper, Scissors, Glue and God's Love*

It was a busy Sunday school at church and the small room was packed with eager young boys and girls ready to learn and have fun.

One girl was particularly excited. Her name was Summer. Summer was happy, because her dad, who had been working away from home for two months, would soon be returning. When Summer entered the room, she ran right up to her teacher Charlene and told her, "My daddy is coming home today and I want to make him a big present."

Charlene knew that Summer's dad drove a trailer truck and frequently had to be away from home because of work. She also knew that Summer was so sad while her father was away.

Charlene told Summer that the craft they had planned for today would be perfect for her to give to her dad. As the class began, Charlene asked all the children if there was ever a time when they felt lonely. Many of the children raised their hands. Each stood up in turn and told what had caused them to feel lonely. Summer's turn came and she told the class that she felt lonely when her dad was away working. Then she smiled and said, "But I'm not lonely now because my daddy is coming home today!"

After all the children had a chance to share, Charlene told them about how God never wanted us to feel alone and how He loved us so much that He made a way for us to always be with Him. She went on to say that if we believe in God and live the way he showed and told us to, we would always be with God. Then we would never be alone.

Then, Charlene showed the children the craft for the day. It was a blue box with coloured flowers drawn on the outside. As she held it up and opened it she explained to the class that something inside the box would always remind them that God never wanted them to be alone. As Charlene opened up the box, she revealed a mirror at the bottom of it. Pasted in a corner of the mirror was a picture of

Jesus with a small verse from a prayer Jesus prayed a long time ago. It said, "Father . . . I pray for those who will believe in me . . . (so) that the love you have for me may be in them and that I myself may be in them." (John 17:1, 20, 26)

Charlene shared how this prayer of Jesus has been saved for us in the Bible. It means that we are never alone if we believe in Jesus. Jesus will always open the way for us to be with Him.

Charlene taught them a lively song called, "We are disciples in training." The song is about Jesus always being near us when we're on the road with Him. From that point on the rest of the class was filled with a flurry of activity, as the children coloured their boxes and pictures. As Summer finished her box, she ran to the front to thank Charlene. Then she raced home, box in hand, to meet her dad. She could hardly wait!

It seemed like a long time, but it was just a few minutes after Summer arrived home that she spotted a truck nearing their driveway. The truck turned and drove right onto her driveway. It was her dad! Summer grabbed her present, ran out the door and was soon swept up into her dad's arms.

Summer told her dad how much she had missed him and that she had something for him that would help him not feel alone while he was away. Her dad gave her a big hug and lots of kisses. Together, they admired the lovely box with the mirror and Jesus' special prayer.

No one knows how gifts such as Summer's can touch people like her dad. One thing we can be sure of though, is that the message of God's loves comes through loud and clear. Who knew that some paper, scissors, glue and the loving work of a little child could communicate such a powerful message?

## Sharing and Learning about God's Good News:

### Learn a new song



Learn the song at the end of this section, called “Disciples in Training”, and try out some of the activity responses that are included from the *God's Love is for everybody: Song and Activity guide*. Make boxes like Summer made to help you experience and share the good news that Jesus can also be with

us when we are lonely. You can purchase simple cardboard gift boxes to decorate. Or, if you enjoy crafts, you can follow origami instructions to fold a box out of posterboard (just search for *origami boxes* on the internet and you will examples & instructions).

### Find out more about relationships



Are you interested in making friends? Have your Sunday School class write a letter to Native Ministry. Native Ministry can pass on your prayers and wishes to a child in a Native community

through e-mails, letters and gifts. By getting to know a Native child and telling them you care for them, you will show God's love. And they will write back to you with prayers for your class!

### Share the things you love to do



Can you remember a favourite craft or activity that you and your class have done? If so, send it to Native Ministry so it can be used as part of an idea collection to help provide Sunday School resources for each church. Children seem to catch what other children have

already caught and if you have a fun and exciting craft or activity, then this is just one way in which each church can reach from across the street to around the world.

### Set up a map and a reminder



Call, write or e-mail Native Ministry (1-866-888-6785; 600 Shaftesbury Blvd. Winnipeg MB R3P 0M4; [witness@mennonitechurch.ca](mailto:witness@mennonitechurch.ca)) and request that a detailed map (on overhead) be sent to your class directly. Each

map will identify your church's specific community, the Native community (along with brief details) with which you have requested a relationship, the child (or children) with whom you wish to pen pal, and projects that your church or class has chosen to support within each community. Then both relating churches will receive a copy of the overhead so it can be projected onto a wall or large sheets of paper to create a mural that will stand as a constant reminder of the relationship that both churches have as they together learn to live and share the good news of Jesus.

# We Are Disciples In Training

The musical score is written in treble clef with a key signature of two sharps (F# and C#) and a common time signature (C). The melody consists of eighth and quarter notes. Chord symbols are placed above the staff: A/G, E/D, D/C, A/G, D/C, A/G, B/A, E/D, E7/D, A/G, D/C, A/G, B/A, E7/D, A/G.

We are dis-cip - les in train-ing, we're learn-ing from the mas - ter, we're  
 on the road with Je - sus, wher - ev - er He may lead. We are dis - cip -  
 les in train-ing, we're part of the ad-ven - ture, we're  
 on this road to - geth - er. Let's see where it will lead.\_\_\_\_\_

## *Disciples-in-Training*

“What kind of training happens when we set off together on the adventure of following Jesus? These verses are just a start...” —Bryan Moyer Suderman

### **VERSE 1**

When I learn to play piano  
 I get to know my teacher  
 We sit down at the keyboard  
 and start with middle C  
 And when I learn to follow Jesus  
 I know that Jesus loves me  
 He opens up his arms  
 and welcomes children just like me.

**Chorus:** (We are disciples-in-training..)

### **VERSE 2**

When I learn to play baseball  
 I get some friends together  
 We gather in the backyard  
 and learn to catch and throw  
 And when I learn to follow Jesus  
 I gather with some others  
 We are the church together  
 and sing and pray and serve.

**Chorus:** (We are disciples-in-training..)

### **VERSE 3**

When I learn to ride my bike  
 At first it's really wobbly  
 Mom helps me keep my balance  
 And sends me on my way  
 And when I learn to follow Jesus  
 I know he's always near me  
 He sends me out to share his love  
 With those I meet each day

**Chorus:** (We are disciples-in-training..)

—words and music by Bryan Moyer Suderman

### **To sing this song:**

Invite volunteers to act out the song's training sessions while you sing about them. It would work well to pair up and have one person play the 'master' part. Ask the other person to mirror their actions as the 'disciples.'

## ACTIVITY IDEAS:

### 1. STORY

Think about a skill you learned well. Tell your group about it. How can you use that skill to show Jesus' love?

### 2. PUZZLE

All of our skills can be part of God's 'puzzle'. Make a puzzle and decorate the pieces to show your part(s) in God's 'puzzle'.

### 3. JOURNAL

If you are a disciple of Jesus, how is Jesus training you? Write your thoughts down in a journal, or share them with a friend.

### 4. DRAW

Draw pictures of disciples in training.

### 5. CREATE

Create a puppet play/skit/video/PowerPoint presentation of a Jesus training camp.

### 6. FIND


Look in Matthew 5 for clues to Jesus' training program for the church.

### 7. STUDY

Study the Gospel of Luke, especially chapters 9 and 10 to learn Jesus' teaching or training strategies. How could these strategies work for you at school, at church, or at home?

### 8. CHECK IT OUT

Ask an adult (or adults) to tell you about surprises in their lives as 'Disciples in Training'.



1 **Photocopy** this puzzle pattern.

2 **Draw** a picture showing that you are a special part of God's creation on it. (Show something that you can make or do well.)

3 **Cut** out the puzzle pieces.

4 **Trade** puzzles with a friend and find out what is special about them.



## Families: Like Stars in the Heavens

### *An AIDS Ministry*

#### BACKGROUND INFORMATION

##### Tshepong Counseling Network

There is a serious crisis in the country of Botswana in Southern Africa. Over 1/3 of the population is infected with HIV, the virus which causes AIDS. When a mother has HIV, it is often passed on to her unborn child. That means that there are many children who are born with a sickness which will

cause them to die at a young age.



AIDS worker with a patient in Africa

Botswana is a desert country with a small population (about 1.7 million). The people speak

Setswana and English. They have learned to adapt to a very difficult situation because their country is so dry and food does not grow easily. But they are an adaptable people, and have a way of accepting their difficulties with a strong faith in God. They commonly say “Modimo o teng” (God is there), even in the face of really hard times.

Mennonites have worked in Botswana for almost 40 years, helping the Batswana people in many different ways. Under Africa Inter-Mennonite Mission, some Mennonite missionaries have been teaching the Bible to the leaders of churches, many of whom are poor and lack education. But in the 1990’s they realized that too many people were dying of AIDS, even in the churches. They had to get help somehow.


#### PROJECT SUMMARY

Families are valued and children are well cared for in Africa. But HIV infections weaken family systems as well as individual members.

Recently, MC Canada Witness workers, Rudy and Sharon Dirks, helped the staff start a support group in Gaborone, Botswana for people who are infected with HIV. The group members meet every week to discuss their life situations, to learn about taking care of their health, to cook more nutritious food, and to get spiritual care from the counseling staff and volunteer pastors. They work with Africans who dream and work toward raising a generation that is HIV free.

Your donations will help the current MC Canada Witness workers Lynell Bergen & Brian Dyck and Susan Allison Jones & Glyn Jones support African Independent Churches and families who live with the challenges of HIV infections. This is one way for Christians in southern Africa to ‘shine like stars in the heavens’.

Project activities include a baby dedication parade, ‘playing house’ African village style, a story, a recipe, games and crafts.



Children without parents to look after them often suffer hunger and homelessness. Some are fortunate to find food and shelter with organizations that help them receive food and care.

In 1999, missionaries Rudy and Sharon Dirks helped start the **Tshepong Counseling Network**, which involves many churches and trains Botswana counselors to help people who face

the prospect of being infected with HIV. The counselors work in the clinics and teach workshops in schools and other places. Recently, Tshepong began a support group for people who are infected with HIV. The group members meet every week to discuss their life situations, to learn about taking care of their health, to cook nutritious food and to get spiritual care from the counseling staff and volunteer pastors. Now they are looking for ways to earn money and support themselves to be able to lead healthier lives so they can take care of their children. Some of those children are also infected with HIV. They are looking for craft and gardening projects with which they can make a little money.



Photos: Ray Dirks

Most of the people who are infected with HIV will eventually die of AIDS. But by participating in a support group, they experience the love of Jesus as they share with others who are sick and learn ways to eat better and live healthier lives.

## ACTIVITIES

### 1) BABY DEDICATION PROCESSION

In some African Independent Churches, like the ones with which Lynell Bergen & Brian Dyck, or Susan Allison Jones & Glyn Jones work, babies are dedicated and presented to God on the eighth day after they are born. On that day they are danced down the aisle to the front of the church with a procession of well-wishers following behind. Such is their welcome, their place in the midst of God's people. Yet, their lives are fragile, and many of them are born infected with HIV.

Bring a realistic baby doll. Wrap it carefully and tenderly onto your back with a two-yard-by-one-yard-cloth while

explaining how valued children are in Africa and about the practice of dedicating babies on their eighth day. Let the group choose a name for the



baby, a special and beautiful name that shows just how precious and loved this child is to its family and to its village.

Children who participate in the procession may want to wrap themselves in colourful old cloth drapes. Some may want to carry additional "babies" as they join the procession.

Choose rhythm instruments and dance the baby to the front of your worship space where you can also contribute your offerings. Sing an African song like *Asithi*, #64 HWB, during your procession.

## 2) PLAYING HOUSE AFRICAN VILLAGE STYLE

Pretend you are African children participating in the family's work from an early age. Write the following on note cards or draw simple pictures for younger children, mix them up; have individuals or pairs pick a card. Line up by order of age and read the activities. Act out the work you would do and have fun 'playing house'. Illustrate the work you did in your 'family' during this activity.



- Age 3 – Carry a small bowl of water when you go to the well with your mother.
- Age 6 – Carry your newborn brother or sister on your back while your Mom is doing the laundry.
- Age 7 – Herd the cattle.
- Age 8 – Bring water from the well on your head in a small bucket.
- Age 9 – Help your mother carry the laundry to the river.
- Age 10 – Work in the field with something that can dig such as a hoe or a stick.
- Age 11 – Cook family porridge in a pot over the fire.

## 3) STORY

### THE DAY THABO HELD OUT HIS BOWL FOR MORE

Naledi (her name means Star) rubbed the sleep from her eyes just as the eastern sky began to grow light. She had a long day ahead as she walked to the public health clinic to meet with mothers who had HIV. She was glad that Rudy and Sharon Dirks had come to Botswana to help start a Christian counseling centre called Tshepong Counseling. This was one way for HIV infected families to be shown how much God cared about them. Naledi had become a counselor and nutrition teacher so she could help keep infected mothers and children healthy longer and could show them the love of Jesus. She remembered how sad she had been when her children were sick.

When Naledi neared the clinic she met some mothers. "Bring some things when you come to the support group meeting," she told them. "Bring a bowl of cornmeal, some dried beef, a handful of peanuts, and some green leaves, like spinach. Tell the others, too. I will show you how to make a sauce for your porridge that is delicious and will make you stronger."

Dried beef, peanuts, green leaves and cornmeal... everyone had those in their homes. But lots of mothers didn't have enough meat and didn't know that adding nuts to the sauce could help them stay strong and healthy. Naledi remembered when she heard about this sauce at her counseling training. She had wondered, "Will anyone eat porridge in this strange new way with a meat sauce which has peanuts and spinach greens in it?" But now Naledi knew that even children would like it and stay healthy longer.

The women gathered for the class with Naledi. While the mothers were pounding the meat and nuts, and grinding the corn in the courtyard, she notice a little boy named Thabo. Thabo was two, but he didn't leave his mother's lap to run and play. He was too weak. He was sick and his mother said he would not eat regular corn porridge. Would the special porridge help Thabo? Naledi hoped so. She really wanted to help these children be as healthy as they could.

Soon the charcoal fires were going and the food pots were boiling. Meat, greens, and peanuts bubbled in one pot. Cornmeal and nut paste boiled in the other pot. Thabo's mother was surprised when she saw that they were going to eat the porridge with a peanut sauce. Surely, nobody would eat that! But they all tried it. Even Thabo. He ate a whole bowl full with his fingers, always dipping the sticky porridge into the meat and peanut sauce and asked for more. The mothers and children clapped their hands for joy. Lots of other children were enjoying the porridge too. Even the mothers thought they could get used to it.

Naledi knew that the next time she met with the mothers at the clinic, many of them would be stronger. The next time she would teach the moth-



ers more things. Then the mothers could teach each other. Even the older children could teach each other. Families would be happier and healthier.

“Children are a wonderful blessing from God,” she said to Thabo's mother when they were ready to leave. Thabo's mother hugged her and smiled. As Naledi walked down the path away from the village, she prayed to God, “Thank-you for helping me to give these families a chance to stay healthy longer. Help them to help and love each other like you love them. Help each of them stay close to you.”

\* This story was adapted by Sharon Dirks for Botswana from *Africa: God's family shines*, to represent the work in which our MC Canada Witness workers are involved.

#### 4) RECIPE

##### NUTRITIOUS PORRIDGE - A CHILDREN'S RECIPE

*Warning: Some children have potentially fatal peanut allergies. Even the aroma of peanuts can be dangerous in some cases. Using almonds is much safer. Check with children/parents before making this recipe with peanuts.*

##### Ingredients

Water, coarsely ground cornmeal, roasted peanuts or almonds, dried meat (such as Beef Jerky), chopped greens (such as spinach).

##### Steps

- Set a cup or more of water with a handful of chopped greens to boil in a pot on a hot plate or stove.
- Stir a handful of cornmeal into a cup of cold water. Pour into boiling water, stirring continually until dissolved.
- To grind a strip of dried meat, break the meat into an iron skillet or other large container and break down the pieces with a smooth rock. Rock the grinding stone with wrist action and provide pressure with your arm. Then add and do the same with a handful of peanuts or almonds until you get a smooth paste.


- Remove the cornmeal to a serving dish.
- Cook the ground meat, nuts and the chopped greens in 1/2 cup water to make the sauce.
- Serve the sauce over the cornmeal porridge in individual bowls or pick the porridge up with your fingers and dip it into the sauce, like Thabo did.

**Optional** idea to lend greater authenticity: Build a wood fire and cook in a cast iron pot set on the traditional three stones.



## 5) BLACK MAMBA AND MARABA, MARABA GAMES

To play *Black Mamba* (the name of a highly poisonous large snake found in Botswana and South Africa), designate boundaries of the game and the Black Mamba's home. The person who is "it" tags another child. They hold hands. This is the beginning of the Black Mamba. Add to the snake by having the first or last person in the chain tag runners. If the snake pulls apart during play, they must all run home to reassemble. The game ends when all the runners have become part of the Black Mamba.



*Maraba, Maraba* is another name for the commercially available stone or bead throwing game called *Mankala*. You can purchase it and follow its rules or prepare your own game with egg cartons and dried beans.

## 6) BOTSWANA STYLE POTATO PRINT CLOTH

Making this kind of cloth print, called Adinkra, has a twofold purpose. Discuss clothing as a basic human need, but also talk about Adinkra cloth as a reminder to pray for children in Africa whose parents or other family members have died. Adinkra cloth used to be worn to funerals but is now worn at any time. The Ashanti people of West Africa make this kind of cloth in large pieces so that people can make clothes to wear. Our project is to make just a small sample cloth as a reminder to pray.


Talk about the meaning of the symbols and the painting process. For example "Remember that each stamp should be returned to the colour paint from which it was taken." Write names on the back of the muslin before beginning.

### Adinkra Cloth Prints

You will need: stamps, muslin squares (one per person), tempera paints of various colours in aluminum pie pans, newspaper.

Make stamps from household sponges fresh from the package, art gum erasers, or potatoes. Cut paper pattern shape and trace it onto your sponge or potato.

• With a pencil make a shape with a series of dots. Cut sponge with scissors. To make art gum or



potato stamps, use a stencil knife to cut around the design and leave a raised shape.

- Lightly pencil rows and columns onto the muslin. Rectangles should be somewhat larger than the stamp patterns.
- Use stamps to print designs into each square of the cloth. Mix and match designs and colours, or use only one design.
- Allow paint to dry.
- Optional: After paint dries, cover pencil lines with a marker or draw stitches with a pen on top of the pencil lines so that it looks like a sewn cloth.

For more activities and resources consult the Children's Mission Project Book for Mennonite Church Canada called *Africa: God's Family Shines*, a component of the 2003 VBS series from Mennonite Publishing Network called **God's Nomads: Stars and Promises**.

# KidsPak in Review

## 2000-2001

Soul Food Guide - Resource Centre, Resources Commission .....	464.25
Trees, treasures and time capsules - Mennonite Heritage Centre .....	642.60
Coins for Camp - Native Ministries .....	3,169.87
God, guns and guerilla - Ministries Commission .....	3,699.58
The forest is my worship place - CMBC service internships .....	422.87
<b>Total</b> .....	<b>8,399.16</b>

## 2001-2002

Reach around the world - training pastors, Formation .....	980.46
Our world-wide Family - Sharing faith through art - MHC Gallery .....	994.92
Planting peace - peace packets for resourcing congregations, Formation .....	2,229.62
Watering God's Garden in Cuba, Witness, International Ministries .....	3749.58
Tell me the stories of Jesus, Witness, International Ministries .....	2,371.69
Ancient Echoes, Witness, Native Ministry .....	353.83
<b>Total</b> .....	<b>10,680.10</b>

## 2002-2003

(total up to April 2003)

God's Love is for Everybody .....	277.53
Motorcycles, ministers and a message .....	3,595.65
Macau Family Life Centre .....	3,436.30
"Our Family" Grows (World Conference brings global Anabaptist family together) .....	538.37
Our God is an Awesome God (First Nations project) .....	1,993.63
<b>Total</b> .....	<b>9,841.59</b>

Find this information on the Mennonite Church Canada website: [www.mennonitechurch.ca](http://www.mennonitechurch.ca)

# Join the adventure!



Witness  
and  
Formation

Faith & Life  
Resources



Bryan Moyer Suderman  
leads a celebration of  
God's great project in the  
world, and invites  
everyone, small, tall and  
in-between, to join in.

CD only, \$16.95 + gst & shipping  
CD plus Song & Activity Guide, \$28.95 + gst &  
shipping

To order, call: **1-800-743-2484**  
Waterloo, Scottdale, Winnipeg, Newton

Produced cooperatively by Mennonite Church  
Canada and Faith & Life Resources, a division of  
Mennonite Publishing Network.



**Mennonite  
Church**  
Canada

600 Shaftesbury Blvd  
Winnipeg MB R3P 0M4  
Toll free: 1-866-888-6785  
T: 204-888-6781  
F: 204-831-5675  
E: [office@mennonitechurch.ca](mailto:office@mennonitechurch.ca)  
W: [www.mennonitechurch.ca](http://www.mennonitechurch.ca)